

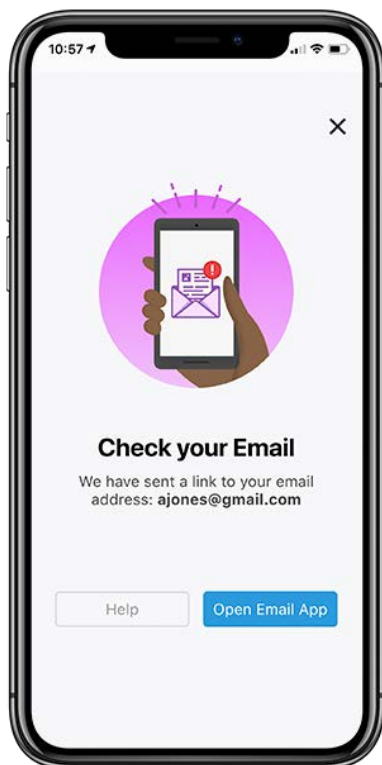
BUTTERFLYMX: APP OVERVIEW

As a tenant, you get access to our ButterflyMX mobile app. There are several great features to discover, and this guide will help you get started with the basics of the app.

The app can be found under “**ButterflyMX**” on the App Store for iOS devices and on the Google Play Store for Android devices.

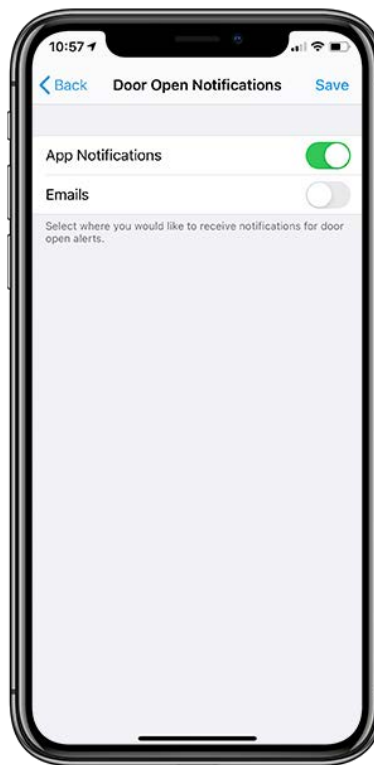
Check Email

Before you can use the app, you will need to register online. You should have received a registration email to do so. If not, please contact your building administrator.



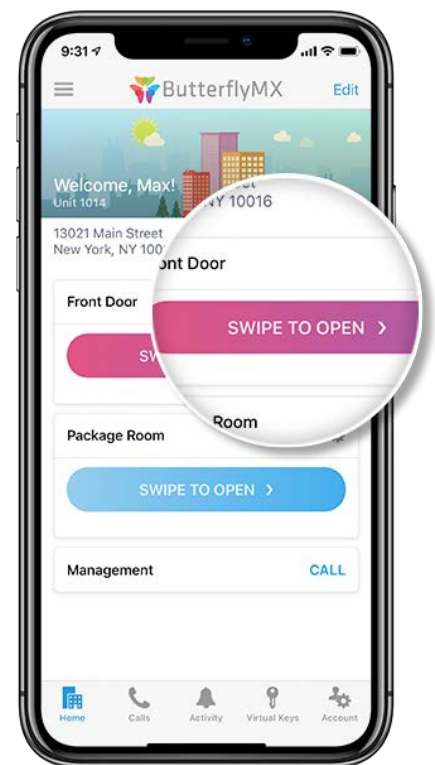
Visitors

Once you have the app, you will start receiving visitors. It is important that you allow the app to send notifications. that way you will not miss a visitor.



Swipe to Open

To let yourself into the building, simply swipe right on the **Swipe to Open** slider for the correct door in the **Home** tab.



Opening the Door, part 1

There are a few ways you can open your door for guests. The simplest is via an **App notification**; select the check mark to allow access, or the x to deny. [1]



1



2



3

If you opt for **App** calls:

You will see a video of your guest, and you simply press the **Open Door** button on the video call. [2]

If you opt for **Phone** calls:

Simply **dial 9** when the call comes to you. [3]

For more information on app features, head over to our website:
<https://butterflymx.com>

For further assistance, go to **Account** and tap the **Help** button at the bottom of the screen